

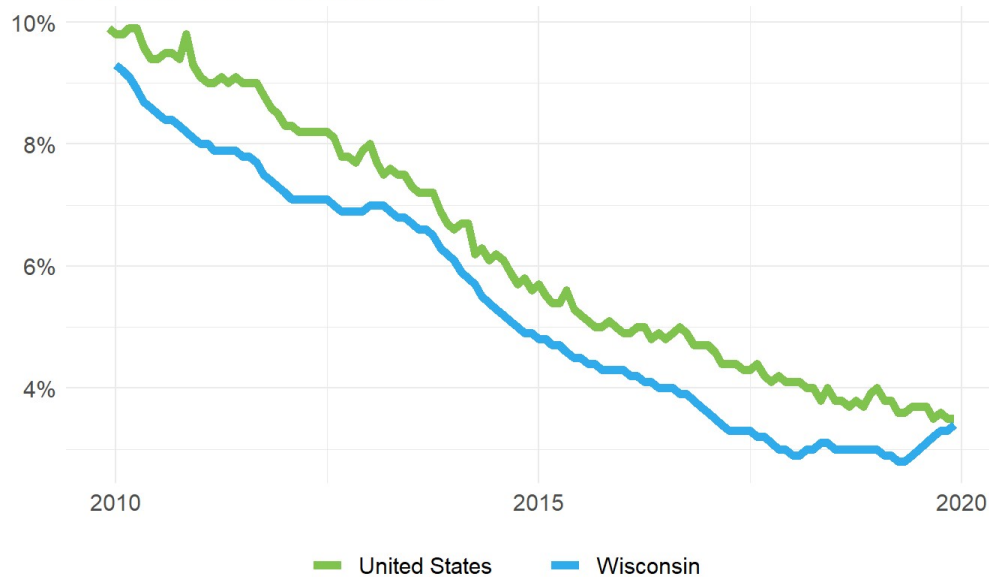


January 24, 2020

Summary

- **Wisconsin added 9,800 net payroll jobs and the unemployment rate rose by 0.1 percentage point to 3.4 percent in December**, according to Bureau of Labor Statistics (BLS) data released at 10:00am on January 24, 2020.
- **Over the past twelve months, Wisconsin added 7,000 payroll jobs** and the unemployment rate rose by 0.4 percentage point from 3 percent.
- **In December, Wisconsin's private sector added 9,000 net private payroll jobs** and over the past twelve months it added 8,600 private payroll jobs in the establishment survey.
- In the household survey, the number of **unemployed rose by 1,094 on net in December**, and over the past year employment fell by 17,428.
- Wisconsin's **labor force participation rate fell to 67 percent** in December from 67.1. Since last year, the labor force participation rate fell by 0.5 percentage point.
- The national unemployment rate **remained unchanged in December**. State employment and unemployment data for January is scheduled for release March 16, 2020. The national employment situation report for January will be released February 07, 2020.

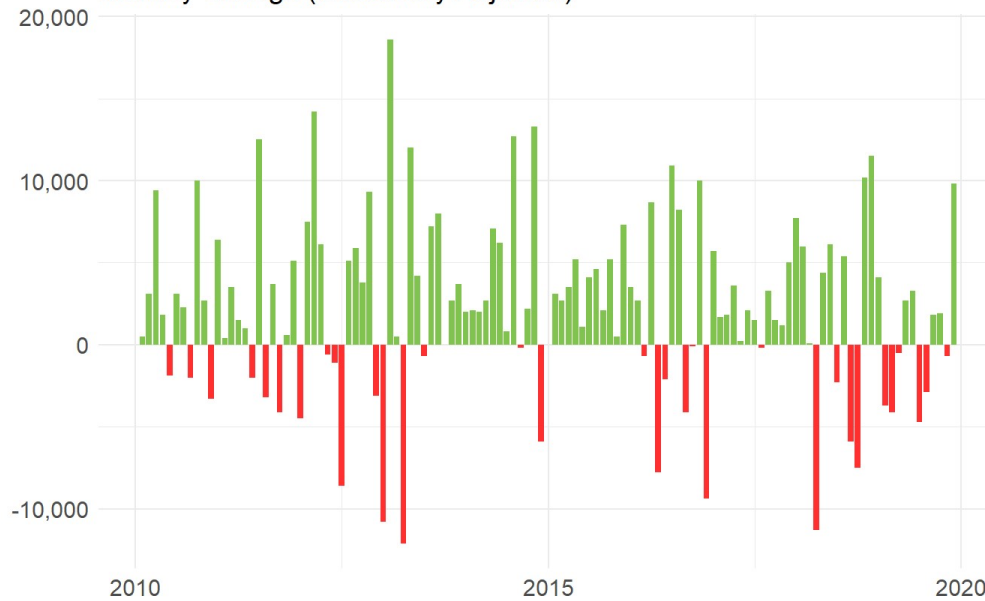
Wisconsin and U.S. Unemployment Rates (Percent, Seasonally Adjusted)



Source: Bureau of Labor Statistics

Wisconsin Payroll Employment

Wisconsin Nonfarm Payroll Jobs Monthly Change (Seasonally Adjusted)



Source: Bureau of Labor Statistics

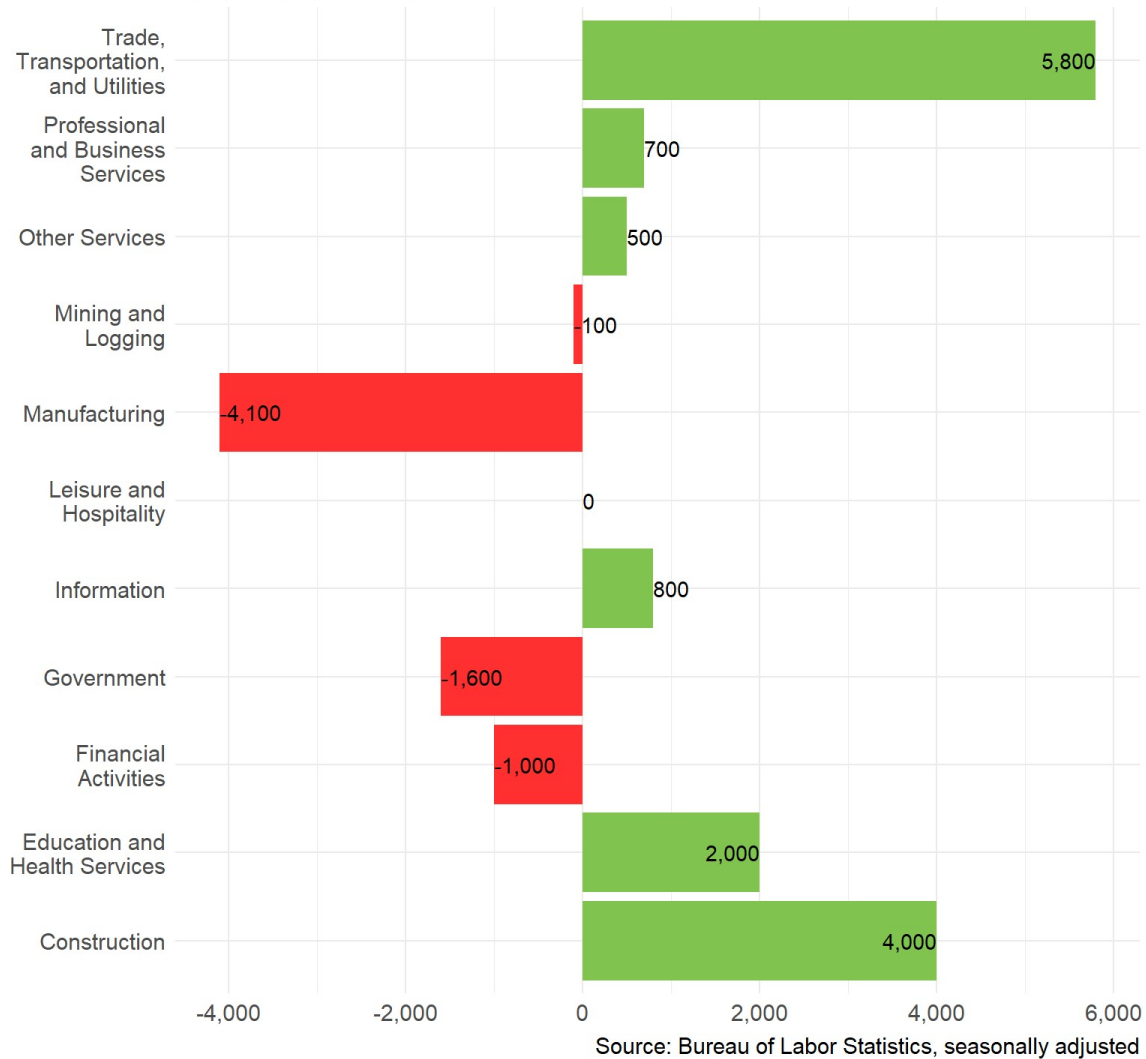
Wisconsin added 9,800 net payroll jobs, or 0.3 percent, on a seasonally adjusted basis during December. In the prior month, Wisconsin lost 700 jobs. Over the past twelve months, Wisconsin added 7,000 payroll jobs, or 0.2 percent. Wisconsin nonfarm payroll employment had increased in 6 of the past 12 months.

Nationally, nonfarm payrolls rose by 145,000 in December, or rose by 0.1 percent. Over the 12-month period ending with December, nonfarm payrolls rose by 2,108,000 jobs, or 1.4 percent. Wisconsin is tied for 42nd among the 50 states and the District of Columbia for percentage gain in nonfarm payroll employment over the past 12 months.

During December, Wisconsin's private-sector added 9,000 jobs, or approximately 0.3 percent. The private-sector in Wisconsin added 1,100 jobs in the prior month. Over the past twelve months, private-sector payrolls in Wisconsin added 8,600, or 0.3 percent. Wisconsin private-sector payroll employment has increased in 6 of the past 12 months.

Nationally, private-sector payroll jobs rose by 139,000 jobs in December, or 0.1 percent. Over the past 12 months, the national payroll rose by 1,947,000 jobs in the private sector, or rose by 1.5 percent. Wisconsin is tied for 42nd among the 50 states and the District of Columbia for a percentage gain in private-sector payroll employment over the past 12 months.

Change in Wisconsin Payroll Employment by Sector over Past 12 Months



The best performing sectors on a seasonally adjusted basis during December were Leisure and Hospitality (3,600) and Manufacturing (2,900). The poorest performing sectors during the month were Mining and Logging (-100) and Professional and Business Services (-500).

The best performing sectors during the last twelve months were Trade, Transportation, and Utilities (5,800) and Construction (4,000). The poorest performing sectors during the last twelve months were Government (-1,600) and Manufacturing (-4,100).

Wisconsin Labor Force Statistics

Labor Force Participation

The labor force participation rate in Wisconsin fell to 67 percent in December from 67.1 percent in the prior month. At a labor force participation rate of 67 percent, Wisconsin ranks 13th in the nation. The labor force participation rate in Wisconsin fell by 0.5 percentage point from a year earlier. The labor force participation rate is the percentage of the civilian noninstitutionalized population age 16 and older who are employed or actively looking for work.

The 10-year high for the labor force participation rate in Wisconsin was 69.7 percent in April 2010. The series high for the labor force participation rate in Wisconsin occurred in October 1997 when the labor force participation rate hit 74.8 percent. The 10-year low for the labor force participation rate was 67 percent in December 2019. The series low for the labor force participation rate in Wisconsin last occurred in March 1976 when the labor force participation rate hit 65.3 percent.

The national labor force participation rate remained steady at 63.2 percent in December. That rate rose by 0.2 percentage point from a year earlier. The all-time high for the national labor force participation rate was 67.3 percent in April 2000. The 10-year high for the national labor force participation rate was 65.2 percent in April 2010. The recent 10-year low occurred in September 2015 at a level of 62.4 percent. The series low for the national labor force participation rate was 58.1 percent in December 1954.

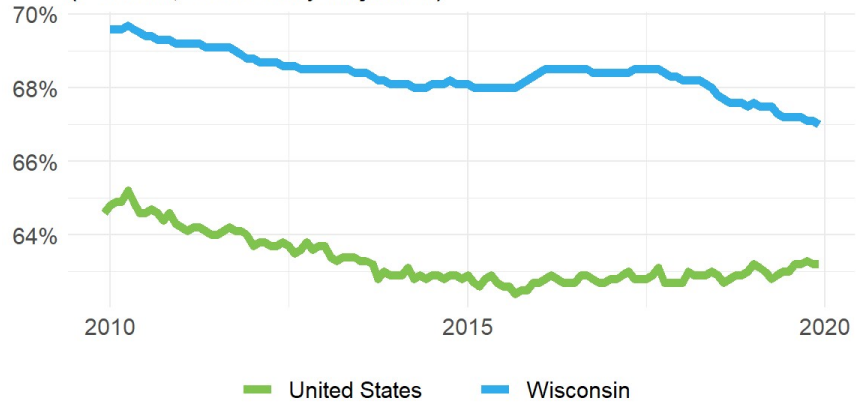
Employment-to-Population Ratio

The employment-to-population ratio, or the percentage of the Wisconsin civilian noninstitutionalized population 16 years and older counted as employed, in December fell to 64.8 from 64.9 percent in the prior month. At 64.8 percent, Wisconsin ranks 13th among state employment-to-population ratios in the nation. The employment-to-population ratio in Wisconsin fell by -0.7 percentage point from a year earlier.

The 10-year high for the employment-to-population ratio in Wisconsin was 66.3 percent last occurring in December 2017. The series high for the employment-to-population ratio in Wisconsin last occurred in December 1997 when the employment-to-population ratio hit 72.2 percent. The 10-year low for the employment-to-population ratio was 63.1 percent last occurring in January 2010. The series low for the employment-to-population ratio in Wisconsin last occurred in February 1983 when the employment-to-population ratio hit 60.4 percent.

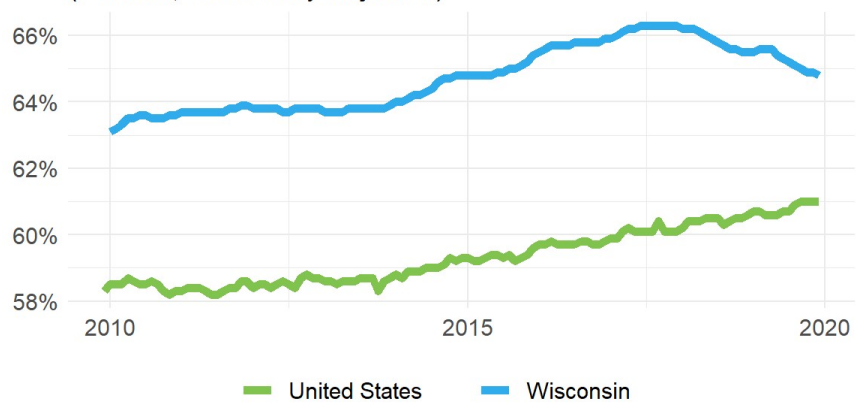
The national employment-to-population ratio remained steady at 61 percent in December. That rate rose by 0.4 percentage point from a year earlier. The all-time high for the national employment-to-population ratio was 64.7 percent in April 2000. The 10-year high for the national employment-to-population ratio was 61 percent in December 2019. The recent 10-year low occurred in July 2011 at a level of 58.2 percent. The series low for the employment-to-population ratio was 54.9 percent in October 1949.

Wisconsin and U.S. Labor Force Participation Rates (Percent, Seasonally Adjusted)



Source: Bureau of Labor Statistics

Wisconsin and U.S. Employment-to-Population Ratios (Percent, Seasonally Adjusted)



Source: Bureau of Labor Statistics